

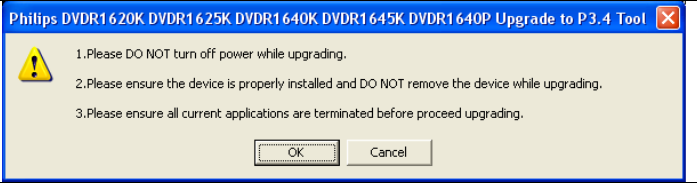
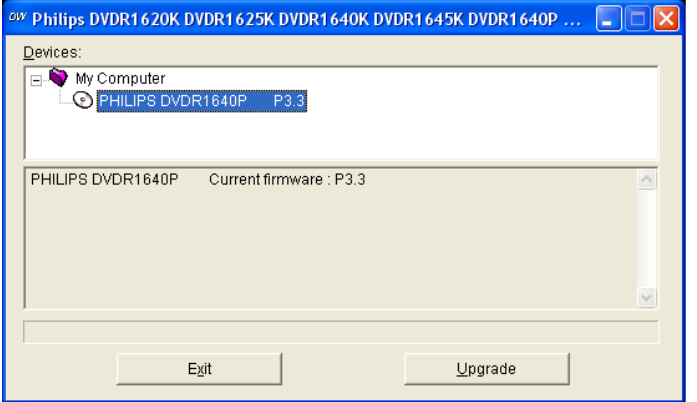
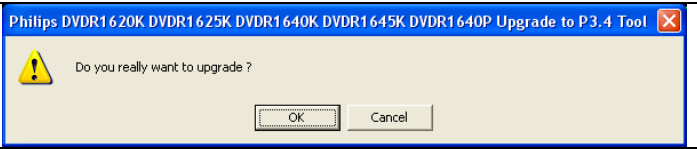
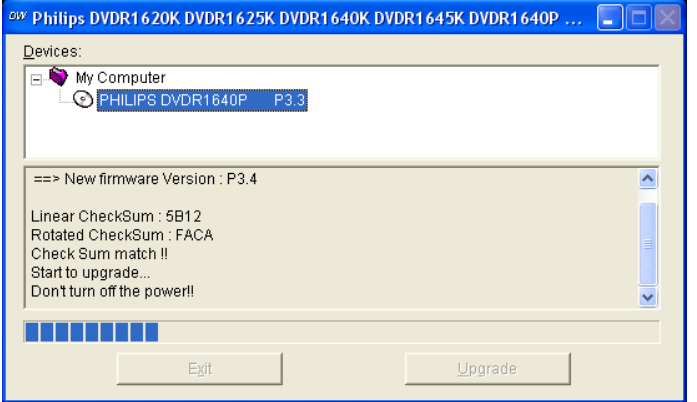
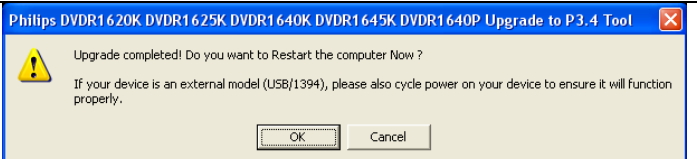
How to upgrade my drive?

This manual shows you how to upgrade your drive with the Philips DVD ReWriter Upgrade tool.



Philips Consumer Electronics
Version 06

PHILIPS

| | |
|--|--|
| <p>1</p> <p>Start the Upgrade Tool you downloaded. Click "OK"</p> |  |
| <p>2</p> <p>Choose the drive to upgrade and click "Upgrade".</p> |  |
| <p>3</p> <p>Click "OK" to confirm.</p> |  |
| <p>4</p> <p>Your drive is being upgraded. Do not interact with the system.</p> |  |
| <p>5</p> <p>Your drive is now upgraded. Click "OK" to exit the upgrade program. Your system will be restarted.</p> |  |