

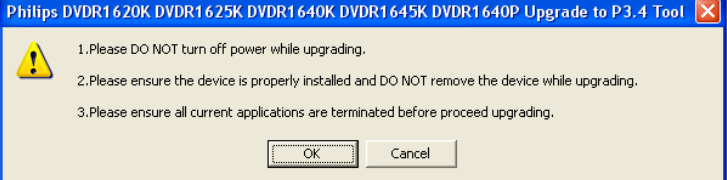
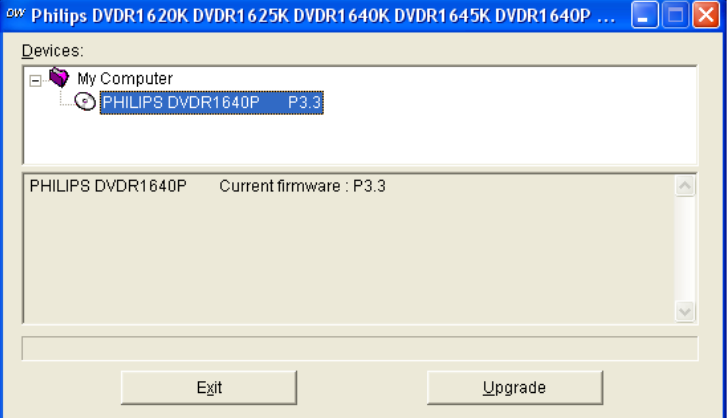
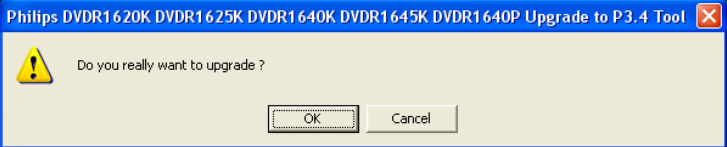
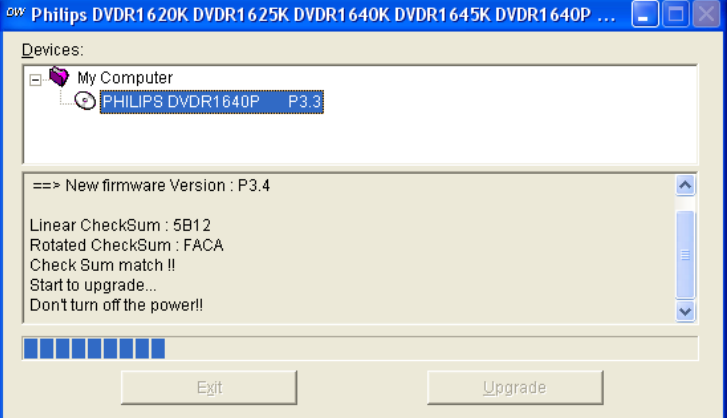
How to update my drive?

This manual shows you how to update your drive with the Philips ReWriter Update tool.



Philips Consumer Electronics
Version 08

PHILIPS

<p>1</p> <p>Start the Update Tool you downloaded.</p> <p>Click "OK"</p>	
<p>2</p> <p>Choose the drive to update and click "Update".</p>	
<p>3</p> <p>Click "OK" to confirm.</p>	
<p>4</p> <p>Your drive is being updated.</p> <p>Do not interact with the system.</p>	
<p>5</p> <p>Your drive is now updated.</p> <p>Click "OK" to exit the update program.</p> <p>Your system will be restarted.</p>	